

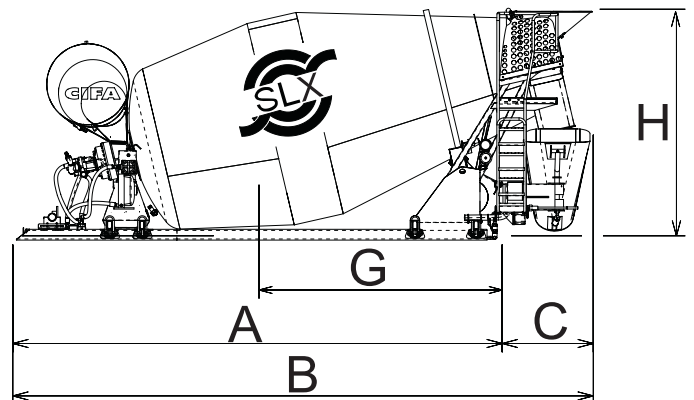


# SLX 8-9



## Technical data

The complete range		SLX 8	SLX 9
<b>Drum</b>			
Nominal capacity	m <sup>3</sup>	8	9
Geometric volume	m <sup>3</sup>	14,0	15.9
Filling ratio	%	57	56.3
Water line	m <sup>3</sup>	9	10.2
Rotation speed	r.p.m.	14	14
Diameter	mm	2300	2300
Rollers	n	2	2
Water pump output	l/min	560	560
Water pump pressure	bar	4	4
Water meter scale	l	0 ÷ 500	0 ÷ 500
Water tank capacity	l	400	400
<b>Driven by</b>			
P.T.O. <input type="checkbox"/>		<input type="checkbox"/>	<input type="checkbox"/>
Required power	kW	63	72
<b>Dimension</b>			
A - min. length of frame	mm	5479	5970
B - min. length of mixer	mm	6660	7167
C - overhang	mm	1205	1205
G - center of gravity	mm	2160	2450
H - max. height *	mm	2650	2725
Max width	mm	2355	2355
Total weight (empty) **	Kg	3420	3500
<b>Truck Specification</b>			
Truck axles		 3 Axles	 4 Axles



Technical data and characteristics subject to modifications without notice

\* CIFA standard frame

\*\* Weights may vary ± 5% according to DIN 70200

# SLX 8-9

## Product description

The "SLX" Light Line Series has been conceived with a modern and compact design which goes towards increasing better performances, such as an higher geometrical volume of the drum combined with a very limited total weight, simpler maintenance with greater safety.

## Standard equipment

- Basic frame, straight or shaped, made profile according to truck's manufacturer specifications
- Drum design according to DIN459 norm with large loading volume with high water line
- Drum and blades made by specialized ultra wear-resistant steel with exceptional hardness and strenght
- Wear protected blades
- Two rollers diam. 250 mm with special off road support, completely bolted for an easy maintenance and adjusting
- Water tank capacity 400 l
- Two washing nozzle (one at ground level by quick joint and one on ladder platform)
- Manometer for the concrete consistency
- Two light additional chutes in iron-plastic material, with supports for their fixing on mudguards
- Special design charging hopper and discharging hopper and chute for a fast and smooth charging and discharging completely bolted for a better and simple maintenance
- Wear plates on charging hopper and discharging chute
- Discharging chute hydraulically driven by manual pump
- Adjustable support for hydraulic pump
- Water pump driven by reducer
- No. 2 quick joint water filler on sides of front supporting frame
- Oil cooler with integrated oil tank
- Plastic back protection on rear support easy to clean
- Two strong armed swivel chute system
- Strong plastic mudguards light, strong and easy to clean and plus rubber mudflaps
- Machine completely sandblasted and painted in rust prevention and zinc protected for better rust resistance
- Two man holes on the drum and two safety drum locking systems
- Control panel in the cab and second mobile control panel with 3m cable placed in the mixer rear side to control the CSD (Constant Speed Drive) drum functionality during the road transfer and operations
- Drum antirebound device
- Water meter

## Structure

Counter-frame and supports completely calculated by "Finite Element Analysis" (FEM).

Machine produced by means of special equipments in ongoing technology. High mixing capacity and maximum output thanks to the optimal positions of the spiral blades in the drum.

The low center of gravity of the truck-mixer creates an ideal balanced loads distribution, to obtain better driving position and perfect stability particularly in narrow bends. The axle-frame and counter-frame arrangement provides good road adherence, superior manoeuvrability, as well as improved safety.

## Main Optional

- Extra light kit including:
  - aluminium pressurized water tank 300 l
  - aluminium mudguards
  - aluminium ladder
  - two additional aluminium chutes
- Discharging chute driven by manual cylinder
- Water tank pressurized type (200-300-500-600 l)
- Water tank 600 l
- Cone-shaped discharging chute with end hose diam. 200 mm
- Additives tank, pressurized type (50 l)
- Centralized system for roller greasing
- Hydraulic pipings emergency kit
- Two additional plastic chutes
- Aluminium pressurized water tank 300 l
- Cyclist guard twin bars (standard EEC area)
- Rubber covering protection between mudguards and mixer frame, plus rubber mudflaps
- Special painting