

Telehandlers for Construction



	TH255C	TH336C	TH337C	TH406C	TH407C	TH414C	TH417C	TH514C
Engine Model	TD 2.9L L4	Cat® C3.4B	Cat C3.4B	Cat C3.4B	Cat C3.4B	Cat C3.4B	Cat C3.4B	Cat C3.4B
Gross Power	55 kW (74 hp)	75 kW (101 hp)	75 kW (101 hp)	75 kW (101 hp)	75 kW (101 hp)	75 kW (101 hp)	75 kW (101 hp)	75 kW (101 hp)
Maximum Lift Height	5.6 m	6.1 m	7.3 m	6.1 m	7.3 m	13.7 m	17.3 m	13.7 m
Maximum Lift Capacity	2500 kg	3300 kg	3300 kg	3700 kg	3700 kg	3700 kg	4000 kg	4999 kg

**Maximize your Utilization and
Ensure High Levels of Efficiency**

Construction sites the world over rely on Telehandlers to efficiently move materials around site to where required. At Caterpillar we recognize that great performance alone is not good enough. We know your Telehandler has to work all day every day. Everything we do is driven by the knowledge that reliability and durability are crucial to your business. Add that to our exceptional parts distribution system and strong dealer network means you have a machine that will perform and keep on performing.



Contents

The Compact Machine with
a Huge Appetite for Work.....4
Real Benefits for Your Business6
Making Your Business Efficient.....8
A Highly Productive Environment10
Built to Take on the Toughest Jobs12
Engine and Serviceability14
Specifications.....15



The C Series Telehandlers have a new engine to meet EU Stage IIIB (U.S. EPA Tier 4 Interim) emission standards and a new powershift transmission that ensures the operator can easily select the right ratio for the job in hand.

Our tried and tested hydraulic system is easy to use, fast but controllable and designed to save fuel.

The Compact Machine with a Huge Appetite for Work





When space is limited, the TH255C is your answer. Measuring just 1.8 m wide and 1.9 m tall. It will get under those low overhead doors or work between floors.

It may be small but the TH255C packs a heavy punch when it comes to those heavy handling jobs around the job site lifting 2500 kg to 5.6 m.

The hydrostatic transmission is perfect for precision maneuvering around obstructions and the 55 kW (74 hp) engine gives you plenty of power for fast loading.

We fit a skid steer loader style quick coupler providing you with the opportunity to fit a wide range of work tools, making this a very versatile handler.



Real Benefits for Your Business



High Ground Clearance

Maximize your maneuverability and work on rough ground with up to 486 mm (19") of ground clearance.



Being able to reach a long way makes my job easy

Cat TH336C, TH337C, TH406C, TH407C, TH414C, TH417C and TH514C Telehandlers are highly productive machines designed specifically to handle all the materials on a busy site.

The Power You Need

Cat engines deliver the power and speed you need for all tasks undertaken on a construction site. Matched to a four speed powershift transmission no job is going to be too much for these machines.

Go Anywhere

High ground clearance, permanent 4 wheel drive and a limited slip differential means the TH C Series machines keeps moving in the worst of conditions. A long wheelbase gives the operator a very smooth ride in rough conditions and gives unmatched stability during fast loading cycles, all this without compromising maneuverability.



Making Your Business Efficient





***Load-sensing hydraulics,
fast boom cycle times and
single lever joystick controls
all help reduce the time it
takes to finish a job.***

Do Many Jobs with One Single Machine

One Cat TH Series Telehandler can do the job of many. A range of quick change Cat work tools ensures utilization rates stay high.

Get More Work Done Faster

Load sensing hydraulics, faster boom cycle times, a small turning circle and a single lever joystick all help to reduce the time it takes to finish a job.

Control Your Costs

Expect your downtime to be lower, because of rugged construction, easier maintenance and unrivaled Cat dealer support, with most parts delivered to your local Cat dealer within 24 hours.

Maneuverability

Three steering modes simply controlled and with an automatic alignment system makes changing between 4 wheel steering, front wheel steering and crab steering quick and easy. With our narrow chassis and tight axle lock maneuvering on a constricted site is no problem.

It's a pleasure to get into a cab that's so comfortable to work in

Stay Comfortable and in Control throughout the Day

The cabin has a spacious interior keeping you comfortable throughout the working day.

The well-designed cabin is spacious and comfortable with ample leg room and controls within easy reach. The heating and optional air conditioning system supplies numerous ventilation outlets strategically positioned throughout the cabin for optimum heating, cooling, de-misting and defrosting.

Designed with the operator in mind we offer two cab options.

Standard Cab

- Single lever joystick
- Interactive LCD monitor with key pad
- Longitudinal stability indicator – EN15000 compliant
- Large entry door with opening top glass.
- Two way adjustable mechanical suspension seat
- Heater
- Seat belt
- Front and rear wiper blades
- Left and right rearview mirrors
- Interior mirror
- Radio ready
- Floor mat

Premium Cab = Standard Cab +

- Air suspension seat
- Sun screen
- Roof wiper
- Flood lights

Air conditioning is available as an option on both standard and premium cabs.





A Highly Productive Environment



Big Cooling System

We know how dusty and dirty it gets on site and have designed a cooling system to cope. Engine, transmission and hydraulic system all have their separate cooling radiators designed with a special "Square wave core." This allows any material that has passed through the outer screen to pass right through and not clog up. For extreme conditions an optional reversing fan is available, keeping you going whatever the conditions.

Load Sensing Hydraulics Cut Fuel Consumption

At the heart of our system is a variable displacement piston pump. Load sensing means it only works when you want it to. When you are not using the hydraulics the pump stays idle. This not only saves fuel but reduces heat build up and consequently means less wear in the system.

Matched to our "Flow Sharing Valve" this system allows you to work all boom functions simultaneously, smoothly and with great accuracy.

Lifting heavy loads? No need to speed up the engine to get more hydraulic pressure with our system, it delivers maximum hydraulic pressure at low engine speeds saving fuel.


At Caterpillar we know hydraulic systems and we know what you have to do. The Cat Telehandler will perform for you all day every day.



Built to Take on the Toughest Jobs



Engine and Serviceability



Engine and Serviceability

Servicing the Cat C Series Telehandlers could not be simpler. Engine and transmission are housed under a large lift up hood supported by a gas strut.

All daily checks are done from ground level, and are placed for easy access. Filters are all vertical to reduce spillage when changing and the engine has an eco drain to prevent oil contamination.

Fuel and hydraulic tanks are non metallic to keep contamination to a minimum and prevent condensed water from damaging components.

The Cat 3.4 liter Stage IIIB engine uses a diesel particulate filter with a passive regeneration system. Service life of the filter is 3,000 hours at which time it can be cleaned or service exchanged.

Renowned Cat Dealer Support

Your Cat dealer is ready to help you every step of the way. From new or used machine sales, to rental or rebuild options, your Cat dealer can provide an optimal solution to your business needs. Unsurpassed worldwide parts availability, trained technicians and customer support agreements maximize your machine uptime.

Telehandlers for Construction Specifications

TH255C

Engine	TD 2.9L L4*
Gross Power	55 kW (74 hp)
Transmission	Infinitely variable hydrostat
Hydraulic Pump	Gear pump, maximum flow 72.3 L/min at 241 bar
Fuel Tank Capacity	91 L
Operating Weight with Carriage and Forks	5010 kg
Rated Load Capacity	2500 kg
Maximum Lift Height	5600 mm
Maximum Forward Reach	3300 mm
Load at Maximum Height	1360 kg
Load at Maximum Reach	780 kg
Turning Radius Over Tires (12 × 16.5)	3200 mm
Tires – Agricultural Tread Pattern (14 × 17.5)	3100 mm

*The TD 2.9L L4 meets the EU Stage IIIB and U.S. EPA Tier 4 Final emission standards.

TH336C

Engine	Cat C3.4B*
Gross Power	75 kW (101 hp)
Transmission	Power shift with 6 forward and 3 reverse gears, maximum road speed = 40 km/h
Hydraulic Pump	Variable displacement load sensing piston pump, maximum flow 150 L/min at 250 bar
Fuel Tank Capacity	150 L
Operating Weight with Carriage and Forks	7630 kg
Rated Load Capacity	3300 kg
Maximum Lift Height	6100 mm
Maximum Forward Reach	3109 mm
Load at Maximum Height	2400 kg
Load at Maximum Reach	1000 kg
Turning Radius Over Tires	3750 mm
Turning Radius Over Forks	4750 mm
Tires – Agricultural Tread Pattern	15.5/80-14 16 ply 460/70 R24 XMCL

*The Cat C3.4B meets the EU Stage IIIB and U.S. EPA Tier 4 Interim emission standards.

TH337C

Engine	Cat C3.4B*
Gross Power	75 kW/101 hp
Transmission	
Forward	
1	7 km/h
2	13.7 km/h
3	20.4 km/h
4	30 km/h
Reverse	
1	7 km/h
2	13.7 km/h
3	30 km/h
Hydraulic System	
Maximum System Pressure	250 bar
Maximum Pump Flow	150 L/min
Pump Type	Variable displacement load sensing axial piston pump

Auxiliary Hydraulic Supply

Intermittent	80 L/min
Continuous	60 L/min
Hydraulic Tank	90 L
Fuel Tank Capacity	150 L
Operating Weight	8030 kg
Rated Load Capacity	3300 kg
Maximum Lift Height	7300 mm
Maximum Forward Reach	3763 mm
Turning Radius Over Tires	3750 mm
Turning Radius Over Forks	4740 mm
Standard Tires	15.5/80-24 16PR

*The Cat C3.4B meets the EU Stage IIIB and U.S. EPA Tier 4 Interim emission standards.

Telehandlers for Construction Specifications

TH406C	
Engine	Cat C3.4B*
Gross Power	75 kW (101 hp)
Transmission	Power shift with 6 forward and 3 reverse gears, maximum road speed = 40 km/h
Hydraulic Pump	Variable displacement load sensing piston pump, maximum flow 150 L/min at 250 bar
Fuel Tank Capacity	150 L
Operating Weight with Carriage and Forks	8330 kg
Rated Load Capacity	3700 kg
Maximum Lift Height	6100 mm
Maximum Forward Reach	3109 mm
Load at Maximum Height	2500 kg
Load at Maximum Reach	1500 kg
Turning Radius Over Tires	3750 mm
Turning Radius Over Forks	4750 mm
Tires – Agricultural Tread Pattern	15.5/80-14 16 ply 460/70 R24 XMCL

*The Cat C3.4B meets the EU Stage IIIB and U.S. EPA Tier 4 Interim emission standards.

TH407C	
Engine	Cat C3.4B*
Gross Power	75 kW (101 hp)
Transmission	Power shift with 6 forward and 3 reverse gears, maximum road speed = 40 km/h
Hydraulic Pump	Variable displacement load sensing piston pump, maximum flow 150 L/min at 250 bar
Fuel Tank Capacity	150 L
Operating Weight with Carriage and Forks	8730 kg
Rated Load Capacity	3700 kg
Maximum Lift Height	7300 mm
Maximum Forward Reach	3763 mm
Load at Maximum Height	2000 kg
Load at Maximum Reach	1500 kg
Turning Radius Over Tires	3820 mm
Turning Radius Over Forks	4900 mm
Tires – Agricultural Tread Pattern	15.5/80-14 16 ply 460/70 R24 XMCL 500/70 R24 XMCL

*The Cat C3.4B meets the EU Stage IIIB and U.S. EPA Tier 4 Interim emission standards.

Telehandlers for Construction Specifications

TH414C

Engine	Cat C3.4B*
Gross Power	75 kW/101 hp
Transmission	
Forward	
1	7.1 km/h
2	13.6 km/h
3	20.1 km/h
4	30 km/h
Reverse	
1	7.1 km/h
2	13.5 km/h
3	29.8 km/h
Hydraulic System	
Maximum System Pressure	250 bar
Maximum Pump Flow	113 L/min
Pump Type	Variable displacement load sensing axial piston pump
Auxiliary Hydraulic Supply	
Intermittent	80 L/min
Continuous	60 L/min
Hydraulic Tank	90 L
Fuel Tank Capacity	150 L
Operating Weight	10 205 kg
Rated Load Capacity	3700 kg
Maximum Lift Height	13 700 mm
Maximum Forward Reach	9225 mm
Turning Radius Over Tires	3805 mm
Standard Tires	15.5/80-24 16PR

*The Cat C3.4B meets the EU Stage IIIB and U.S. EPA Tier 4 Interim emission standards.

TH417C

Engine	Cat C3.4B*
Gross Power	75 kW/101 hp
Transmission	
Forward	
1	5.6 km/h
2	10.8 km/h
3	24.3 km/h
4	32 km/h
Reverse	
1	5.5 km/h
2	10.6 km/h
3	23.3 km/h
Hydraulic System	
Maximum System Pressure	250 bar
Maximum Pump Flow	150 L/min
Pump Type	Variable displacement load sensing axial piston pump
Auxiliary Hydraulic Supply	
Intermittent	80 L/min
Continuous	60 L/min
Hydraulic Tank	90 L
Fuel Tank Capacity	150 L
Operating Weight	12 440 kg
Rated Load Capacity	4000 kg
Maximum Lift Height	
Stabilizers Up	15 290 mm
Stabilizers Down	17 300 mm
Maximum Forward Reach	12 700 mm
Turning Radius Over Tires	3920 mm
Standard Tires	14.00-24 16PR TG-02

*The Cat C3.4B meets the EU Stage IIIB and U.S. EPA Tier 4 Interim emission standards.

Telehandlers for Construction Specifications

TH514C

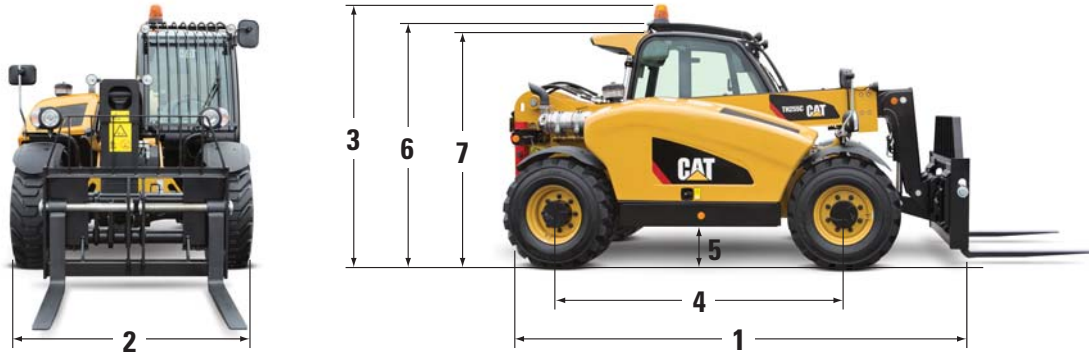
Engine	Cat C3.4B*
Gross Power	75 kW/101 hp
Transmission	
Forward	
1	5.8 km/h
2	10.8 km/h
3	24.5 km/h
4	32 km/h
Reverse	
1	5.5 km/h
2	10.8 km/h
3	24 km/h
Hydraulic System	
Maximum System Pressure	250 bar
Maximum Pump Flow	150 L/min
Pump Type	Variable displacement load sensing axial piston pump
Auxiliary Hydraulic Supply	
Intermittent	80 L/min
Continuous	60 L/min
Hydraulic Tank	90 L
Fuel Tank Capacity	150 L
Operating Weight	11 290 kg
Rated Load Capacity	4999 kg
Maximum Lift Height	
Stabilizers Up	13 300 mm
Stabilizers Down	13 700 mm
Maximum Forward Reach	9225 mm
Turning Radius Over Tires	3920 mm
Standard Tires	14.00-24 16PR TG-02

*The Cat C3.4B meets the EU Stage IIIB and U.S. EPA Tier 4 Interim emission standards.

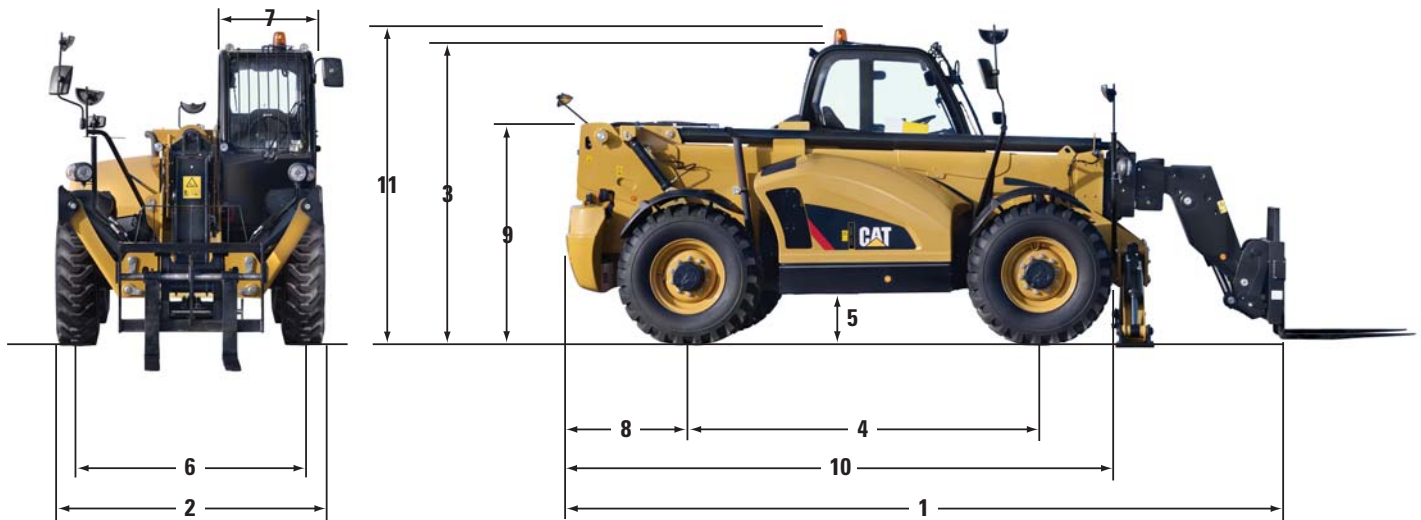
Telehandlers for Construction Specifications

Dimensions

All dimensions are approximate.



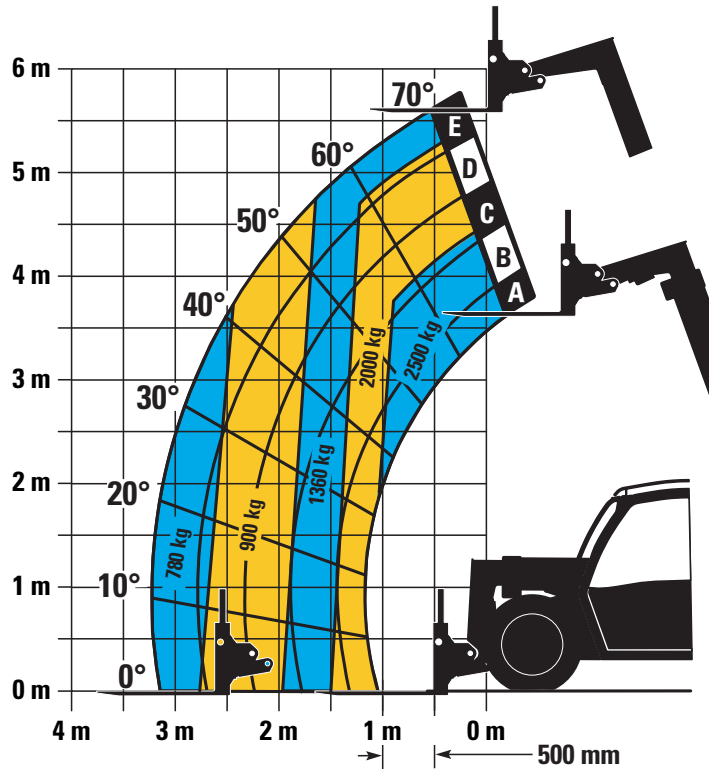
	1	2	3	4	5	6	7
	mm	mm	mm	mm	mm	mm	mm
TH255C	3800	1800	2227	2300	270	2036	1900



	1	2	3	4	5	6	7	8	9	10	11
	mm	mm	mm	mm	mm	mm	mm	mm	mm	mm	mm
TH336C	4621	2382	2323	2975	430	1988	920	375	1753	4278	n/a
TH337C	4866	2382	2385	3075	430	1988	920	675	1838	4451	n/a
TH406C	4621	2382	2323	2975	430	1988	920	662	1753	4278	n/a
TH407C	5153	2382	2385	3075	430	1988	920	962	1838	4704	n/a
TH414C	6575	2430	2588	3200	407	2036	880	1227	1979	5061	2772
TH417C	6782	2440	2805	3200	386	2078	880	1239	2080	5113	2989
TH514C	6617	2440	2610	3200	430	2074	880	1239	1979	5113	2708

Telehandlers for Construction Specifications

TH255C – Load Chart and Dimensions



IMPORTANT

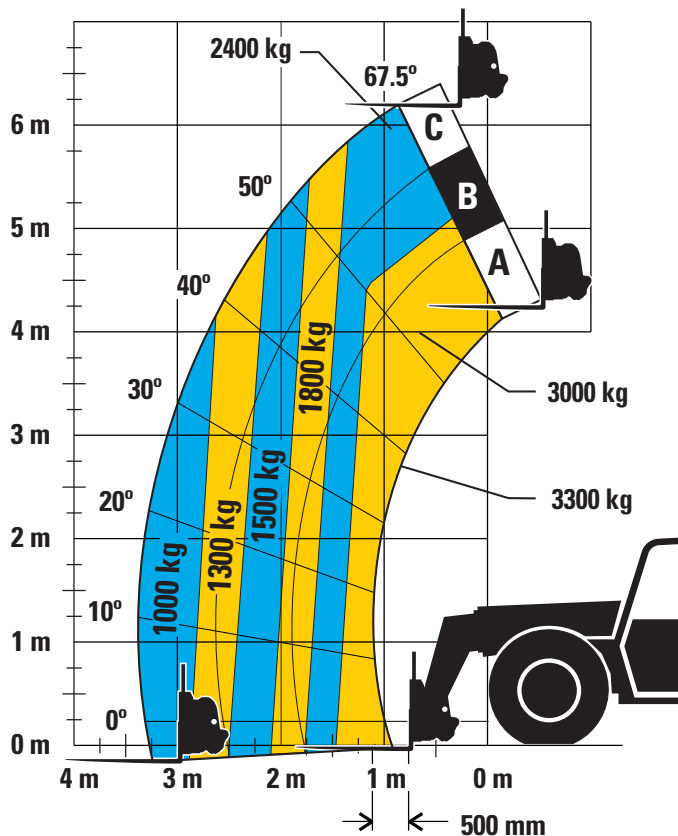
Rated lift capacities shown are with machine equipped with carriage and pallet forks. The machine must be level on a firm surface with undamaged, properly inflated tires. Machine specifications and stability are based on rated lift capacities at specific boom angles and boom lengths. (If specifications are critical, the proposed application should be discussed with your dealer.)

DO NOT exceed rated lift capacity loads, as unstable and dangerous machine conditions will result.

DO NOT tip the machine forward to determine the allowable load.

Due to continuous product improvements, machine specifications and/or equipment changes may be made without prior notification.

TH336C – Load Chart and Dimensions



IMPORTANT

Rated lift capacities shown are with machine equipped with carriage and pallet forks. The machine must be level on a firm surface with undamaged, properly inflated tires. Machine specifications and stability are based on rated lift capacities at specific boom angles and boom lengths. (If specifications are critical, the proposed application should be discussed with your dealer.)

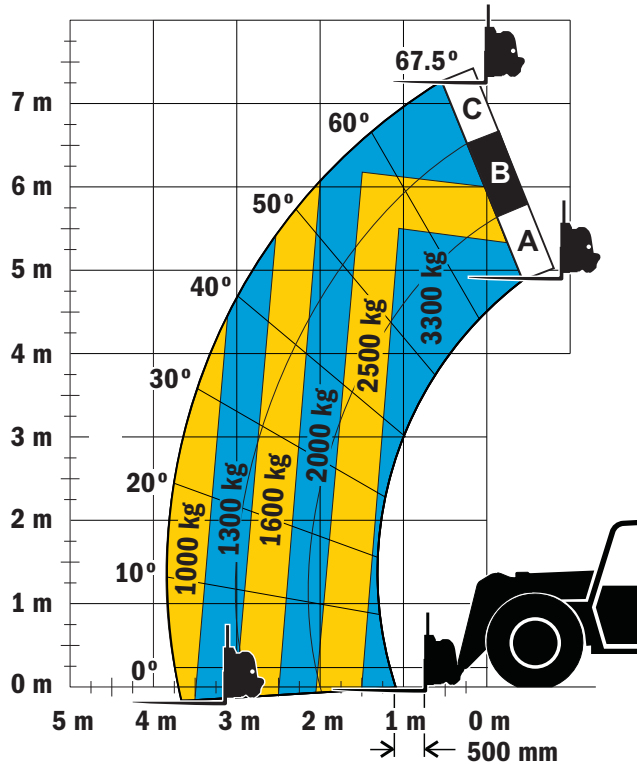
DO NOT exceed rated lift capacity loads, as unstable and dangerous machine conditions will result.

DO NOT tip the machine forward to determine the allowable load.

Due to continuous product improvements, machine specifications and/or equipment changes may be made without prior notification.

Telehandlers for Construction Specifications

TH337C – Load Chart and Dimensions



IMPORTANT

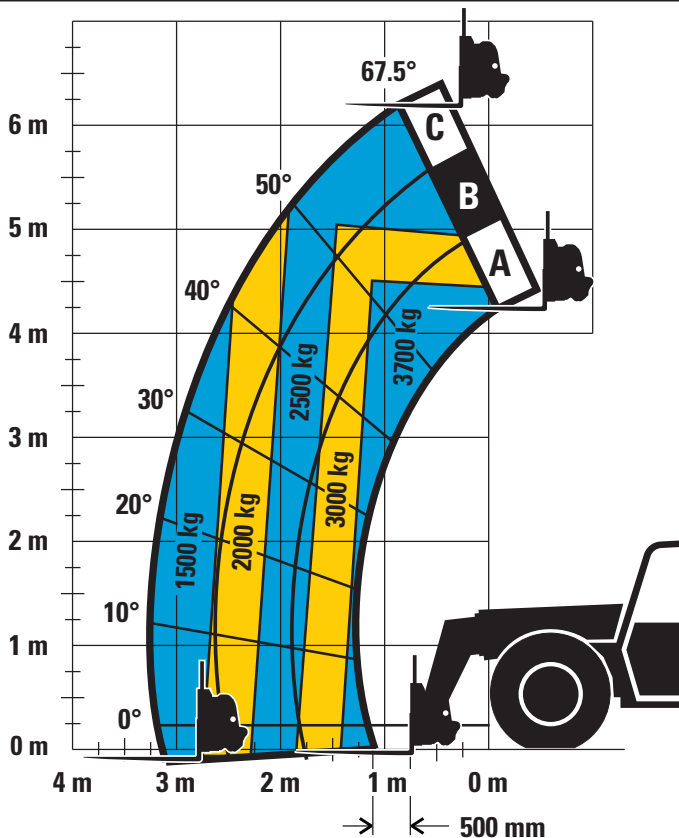
Rated lift capacities shown are with machine equipped with carriage and pallet forks. The machine must be level on a firm surface with undamaged, properly inflated tires. Machine specifications and stability are based on rated lift capacities at specific boom angles and boom lengths. (If specifications are critical, the proposed application should be discussed with your dealer.)

DO NOT exceed rated lift capacity loads, as unstable and dangerous machine conditions will result.

DO NOT tip the machine forward to determine the allowable load.

Due to continuous product improvements, machine specifications and/or equipment changes may be made without prior notification.

TH406C – Load Chart and Dimensions



IMPORTANT

Rated lift capacities shown are with machine equipped with carriage and pallet forks. The machine must be level on a firm surface with undamaged, properly inflated tires. Machine specifications and stability are based on rated lift capacities at specific boom angles and boom lengths. (If specifications are critical, the proposed application should be discussed with your dealer.)

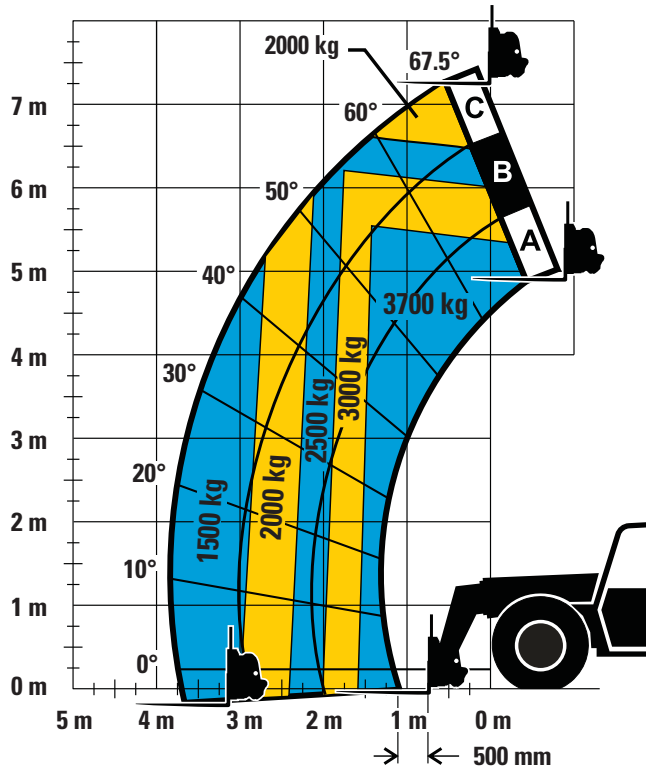
DO NOT exceed rated lift capacity loads, as unstable and dangerous machine conditions will result.

DO NOT tip the machine forward to determine the allowable load.

Due to continuous product improvements, machine specifications and/or equipment changes may be made without prior notification.

Telehandlers for Construction Specifications

TH407C – Load Chart and Dimensions



IMPORTANT

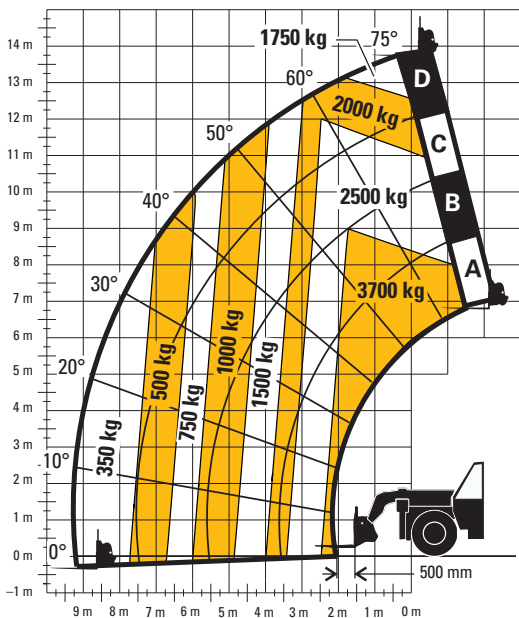
Rated lift capacities shown are with machine equipped with carriage and pallet forks. The machine must be level on a firm surface with undamaged, properly inflated tires. Machine specifications and stability are based on rated lift capacities at specific boom angles and boom lengths. (If specifications are critical, the proposed application should be discussed with your dealer.)

DO NOT exceed rated lift capacity loads, as unstable and dangerous machine conditions will result.

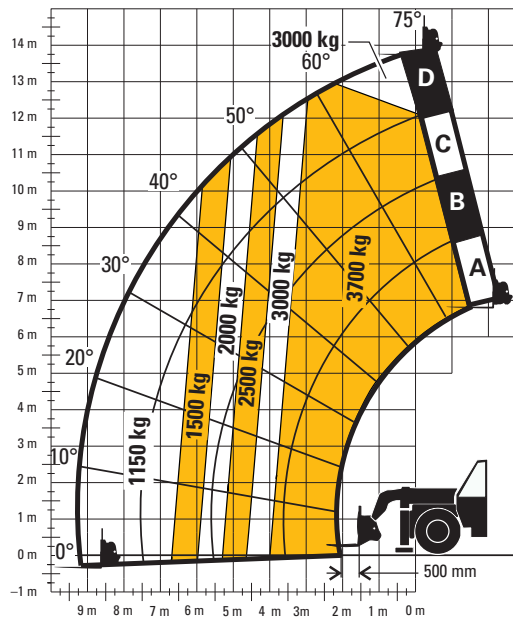
DO NOT tip the machine forward to determine the allowable load.

Due to continuous product improvements, machine specifications and/or equipment changes may be made without prior notification.

TH414C – Load Chart and Dimensions



Stabilizers Up



Stabilizers Down

IMPORTANT

Rated lift capacities shown are with machine equipped with carriage and pallet forks. The machine must be level on a firm surface with undamaged, properly inflated tires. Machine specifications and stability are based on rated lift capacities at specific boom angles and boom lengths. (If specifications are critical, the proposed application should be discussed with your dealer.)

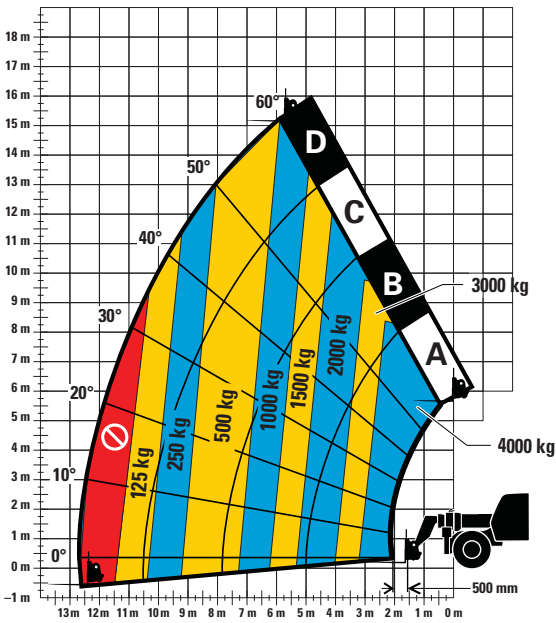
DO NOT exceed rated lift capacity loads, as unstable and dangerous machine conditions will result.

DO NOT tip the machine forward to determine the allowable load.

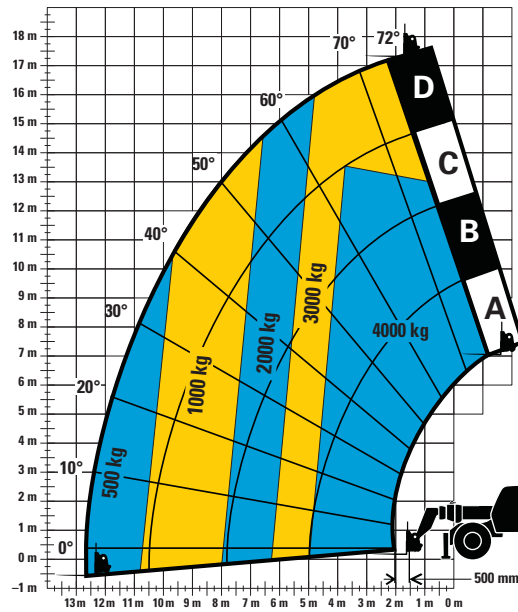
Due to continuous product improvements, machine specifications and/or equipment changes may be made without prior notification.

Telehandlers for Construction Specifications

TH417C – Load Chart and Dimensions



Stabilizers Up



Stabilizers Down

IMPORTANT

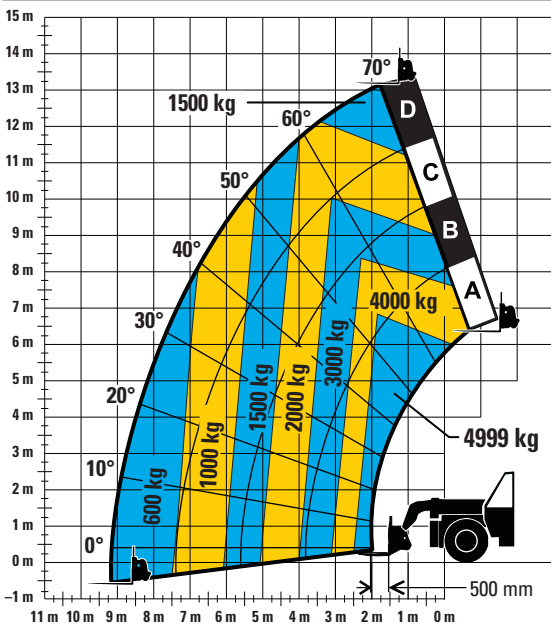
Rated lift capacities shown are with machine equipped with carriage and pallet forks. The machine must be level on a firm surface with undamaged, properly inflated tires. Machine specifications and stability are based on rated lift capacities at specific boom angles and boom lengths. (If specifications are critical, the proposed application should be discussed with your dealer.)

DO NOT exceed rated lift capacity loads, as unstable and dangerous machine conditions will result.

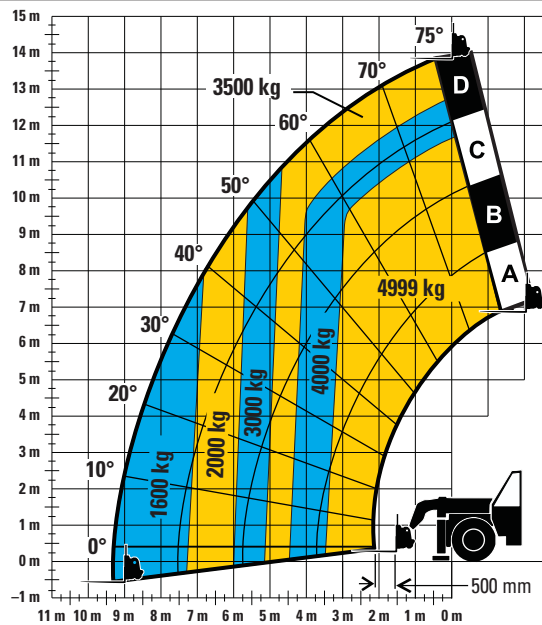
DO NOT tip the machine forward to determine the allowable load.

Due to continuous product improvements, machine specifications and/or equipment changes may be made without prior notification.

TH514C – Load Chart and Dimensions



Stabilizers Up



Stabilizers Down

IMPORTANT

Rated lift capacities shown are with machine equipped with carriage and pallet forks. The machine must be level on a firm surface with undamaged, properly inflated tires. Machine specifications and stability are based on rated lift capacities at specific boom angles and boom lengths. (If specifications are critical, the proposed application should be discussed with your dealer.)

DO NOT exceed rated lift capacity loads, as unstable and dangerous machine conditions will result.

DO NOT tip the machine forward to determine the allowable load.

Due to continuous product improvements, machine specifications and/or equipment changes may be made without prior notification.

For more complete information on Cat products, dealer services, and industry solutions, visit us on the web at www.cat.com

© 2014 Caterpillar
All rights reserved

Materials and specifications are subject to change without notice. Featured machines in photos may include additional equipment. See your Cat dealer for available options.

CAT, CATERPILLAR, SAFETY.CAT.COM, their respective logos, "Caterpillar Yellow" and the "Power Edge" trade dress, as well as corporate and product identity used herein, are trademarks of Caterpillar and may not be used without permission.

AEHQ7189-02 (05-2014)
Replaces AEHQ7189-01
(Europe)

