



# Cat<sup>®</sup> TH514C

## TELEHANDLER

### Specifications

#### Engine

|                         |                         |
|-------------------------|-------------------------|
| Model                   | Cat <sup>®</sup> C3.4B* |
| Gross Power (ISO 14396) | 75 kW/101 hp            |
| Maximum Torque          | 420 N·m/1,400 rpm       |
| Bore                    | 99 mm                   |
| Stroke                  | 110 mm                  |
| Displacement            | 3.4 L                   |

\*Meets EU Stage IIIB Emission Standards.

#### Weights

|  |           |
|--|-----------|
| Operating Weight with Carriage and Forks | 11 290 kg |
|--|-----------|

#### Operating Specifications

|                                   |           |
|-----------------------------------|-----------|
| Rated Load Capacity               | 4990 kg   |
| Maximum Lift Height               |           |
| Stabilizers Up                    | 13 300 mm |
| Stabilizers Down                  | 13 700 mm |
| Maximum Forward Reach             | 9200 mm   |
| Top Travel Speed                  | 32.0 km/h |
| Load at Maximum Height            |           |
| Stabilizers Up                    | 1500 kg   |
| Stabilizers Down                  | 3500 kg   |
| Load at Maximum Reach             |           |
| Stabilizers Up                    | 600 kg    |
| Stabilizers Down                  | 1600 kg   |
| Outside Turning Radius Over Tires | 3920 mm   |
| Drawbar Pull 74.5 kW              | 96.4 kN   |

#### Service Refill Capacities

|                |       |
|----------------|-------|
| Fuel Tank      | 150 L |
| Hydraulic Tank | 90 L  |

#### Tires

|                              |
|------------------------------|
| Standard 14.00-24 16PR TG-02 |
|------------------------------|

#### Brakes

|                |                              |
|----------------|------------------------------|
| Service Brakes | Servo assisted on front axle |
| Parking Brakes | Mechanical on front axle     |

#### Hydraulic System

|                            |  |
|----------------------------|--|
| Maximum System Pressure    | 250 bar  |
| Maximum Pump Flow          | 150 L/min  |
| Pump Type                  | Variable displacement load sensing axial piston pump |
| Auxiliary Hydraulic Supply |  |
| Intermittent               | 80 L/min   |
| Continuous                 | 60 L/min   |

#### Transmission Speeds

|         |           |
|---------|-----------|
| Forward |           |
| 1       | 5.8 km/h  |
| 2       | 10.8 km/h |
| 3       | 24.5 km/h |
| 4       | 32 km/h   |
| Reverse |           |
| 1       | 5.5 km/h  |
| 2       | 10.8 km/h |
| 3       | 24 km/h   |

#### Boom Performance

|                                   |              |
|-----------------------------------|--------------|
| Boom Up                           | 13.7 seconds |
| Boom Down                         | 14.6 seconds |
| Tele In                           | 19.1 seconds |
| Tele Out                          | 16.6 seconds |
| Crowd Forward (dump)              | 4.8 seconds  |
| Crowd Backward                    | 4.7 seconds  |
| Combined                          |              |
| Up and Out                        | 28.0 seconds |
| Down and In                       | 19.0 seconds |
| Bucket Breakout Force to ISO 8313 | 95 kN        |
| Boom Breakout Force               | 63 kN        |

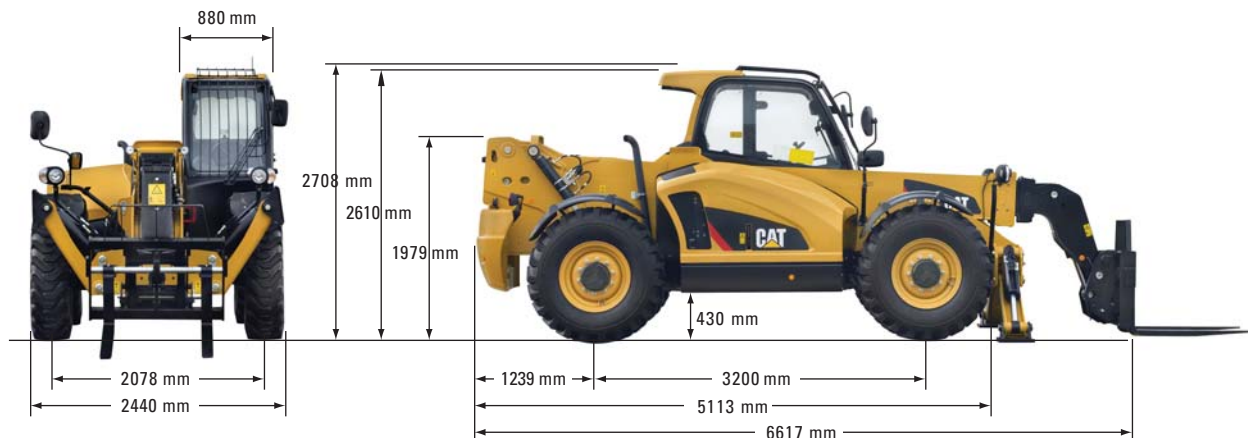
#### Sound

|                               |           |
|-------------------------------|-----------|
| Exterior Sound (75 kW Engine) | 106 dB(A) |
| Interior Sound                | 78 dB(A)  |

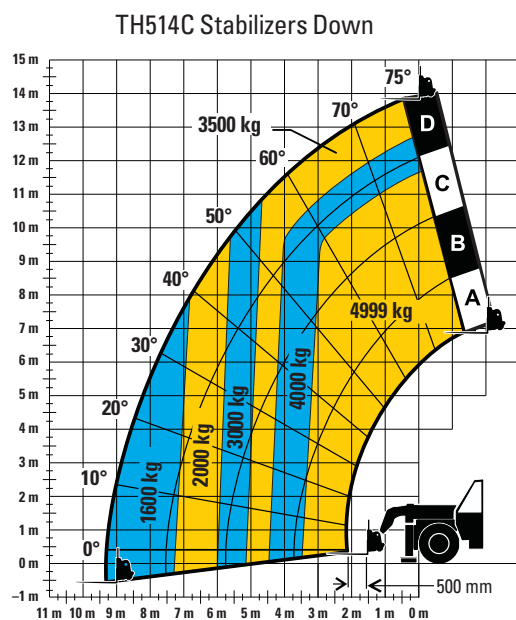
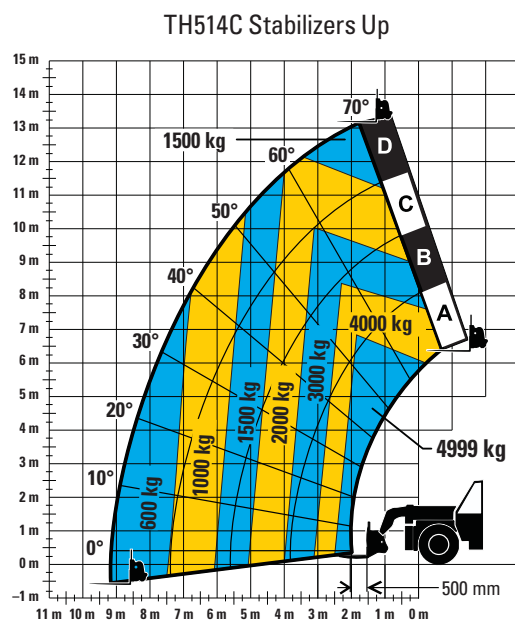
# TH514C Telehandler

## Dimensions

All dimensions are approximate.



## Load Chart and Dimensions



## IMPORTANT

Rated lift capacities shown are with machine equipped with carriage and pallet forks. The machine must be level on a firm surface with undamaged, properly inflated tires. Machine specifications and stability are based on rated lift capacities at specific boom angles and boom lengths. (If specifications are critical, the proposed application should be discussed with your dealer.)

DO NOT exceed rated lift capacity loads, as unstable and dangerous machine conditions will result.

DO NOT tip the machine forward to determine the allowable load.

*Due to continuous product improvements, machine specifications and/or equipment changes may be made without prior notification.*

For more complete information on Cat products, dealer services, and industry solutions, visit us on the web at [www.cat.com](http://www.cat.com)

AEHQ7028 (06-13)

© 2013 Caterpillar Inc.  
All Rights Reserved  
Printed in U.S.A.

Materials and specifications are subject to change without notice. Featured machines in photos may include additional equipment. See your Cat dealer for available options.

CAT, CATERPILLAR, SAFETY.CAT.COM, their respective logos, "Caterpillar Yellow" and the "Power Edge" trade dress, as well as corporate and product identity used herein, are trademarks of Caterpillar and may not be used without permission.

