

Rough Terrain Telehandlers

GTH™-4013 SX & GTH™-4013 EX

Specifications

Model	GTH™-4013 SX & GTH™-4013 EX	
Measurements	Metric	Imperial
Lifting height maximum with outriggers	12.99 m	42 ft 7 in
Lifting height maximum without outriggers	12.80 m	42 ft
Lifting capacity maximum	4,000 kg	8,818 lbs
Lift capacity at maximum height	3,000 kg	6,614 lbs
Lift capacity at maximum reach	1,250 kg	2,756 lbs
Forward reach maximum	9.08 m	29 ft 9 in
Reach at maximum height	1.90 m	6 ft 3 in
A Height	2.40 m	7 ft 10 in
B Height at steering wheel	1.56 m	5 ft 2 in
C Width	2.32 m	7 ft 7 in
D Cab width	78 cm	2 ft 7 in
E Track	1.92 m	6 ft 4 in
F Wheelbase	2.95 m	9 ft 8 in
G Length at front wheels	4.79 m	15 ft 9 in
H Length at fork-holder plate	6.06 m	19 ft 11 in
I Ground clearance	30 cm	1 ft
J Overall width, outriggers extended	2.89 m	9 ft 6 in
L Overall length	7.26 m	23 ft 10 in
M1 Obstruction angle	40°	
M2 Departure angle	46°	

Productivity

Inside/outside turning radius	2.42 m/4.65 m	8 ft 1 in/15 ft 3 in
Break-out force*	6,000 kg	13,228 lbs
Towing capacity at dynamometer**	6,600 kg	14,550 lbs
Drive speed max.	30 km/h	19 mph
Fork-holder plate rotation	138°	
Chassis levelling on front axle	+/- 7°	
Tyres (DIN 70361)	405/70 20" PR14 8 holes wheel disc	
Lifting/lowering speed**	11 sec./7 sec.	
Extension/retraction speed**	17 sec./11 sec.	

Power

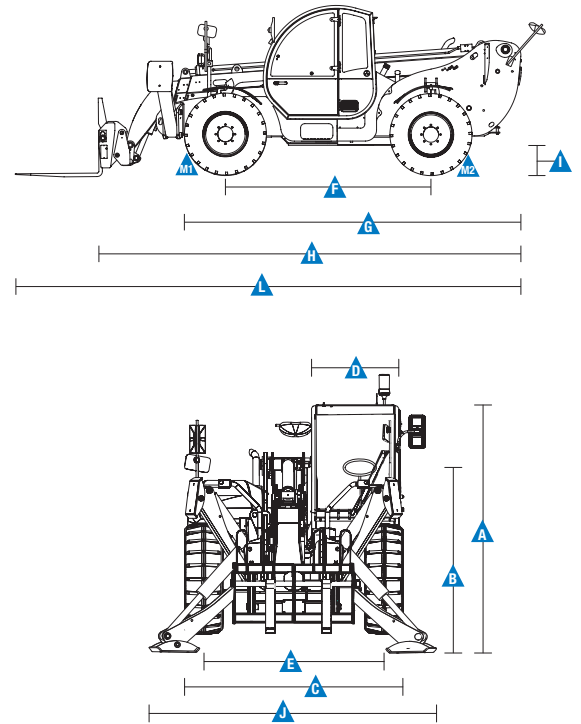
Engine	Perkins 1104 D-44T turbo diesel 99 hp (74 kW), stage III	
Transmission	Hydrostatic variable displacement pump linked to variable displacement motor. Both piston type.	
Service pumps	Boom & control system gear pump type: 280 Bar, 99L/min. Service brake gear pump type: 200 Bar, 46 L/min.	
Petrol tank capacities	135 L	30 gal
Engine oil capacities	7 L	1.5 gal
Hydraulic oil tank capacities	150 L	33 gal

Weight***	10,100 kg	22,267 lbs
------------------	-----------	------------

Standards Compliance

EU Machinery Directive 2006/42/EC
 Operating cab conforms to ISO3471 (ROPS) and ISO3449 (FOPS)
 Low emission engine conforms to EU Directive 97/68/EC Stage III and 2004/26/EC
 Noise emission conforms to EU Directive 2000/14/EC (LpA=83 dB, LwA=103dB)
 Vibration levels according to EN13059:2002 (hand-arm <2.5m/s², whole body 0.44m/s²)

Measurements



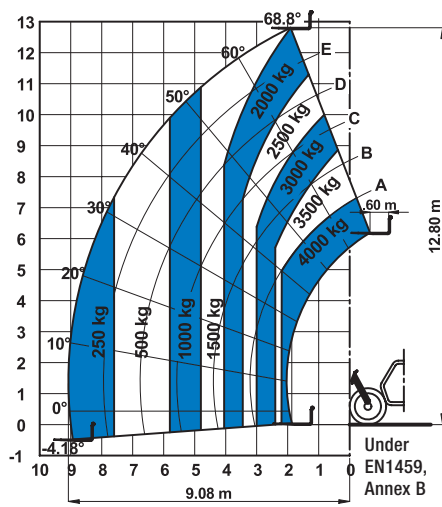
* With 800 L shovel SAE J 732/80

** Without load

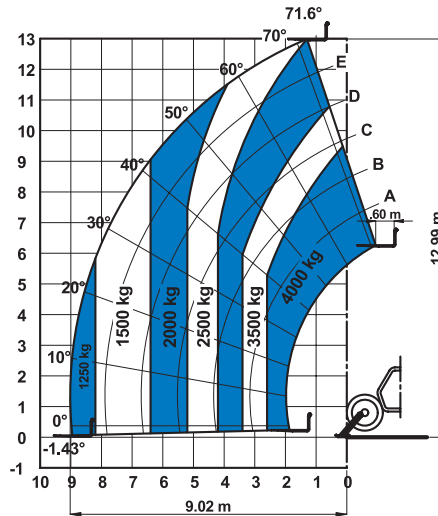
*** Weight will vary depending on options and/or country standards

Load Charts

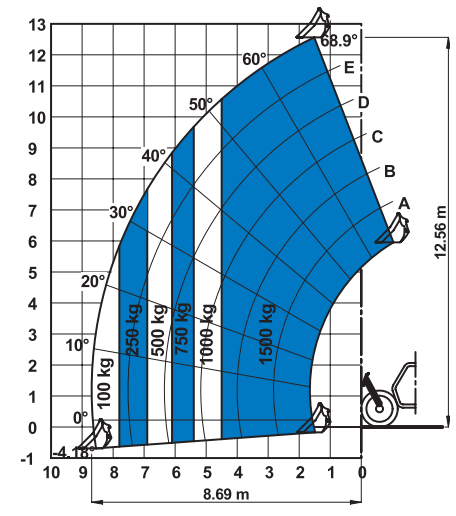
On wheels with forks



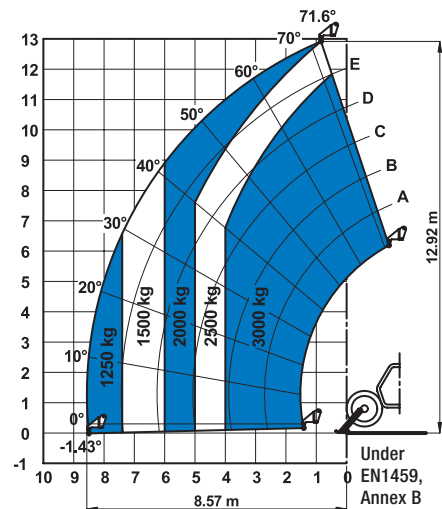
On outriggers with forks



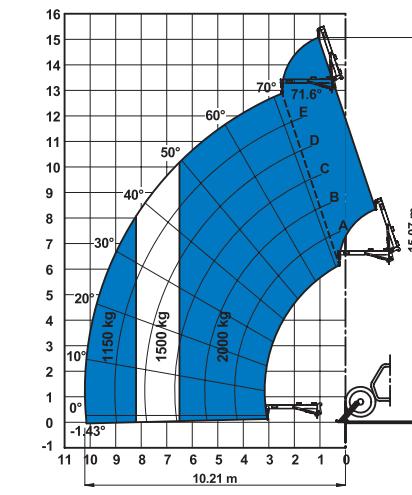
On wheels with 800 L shovel



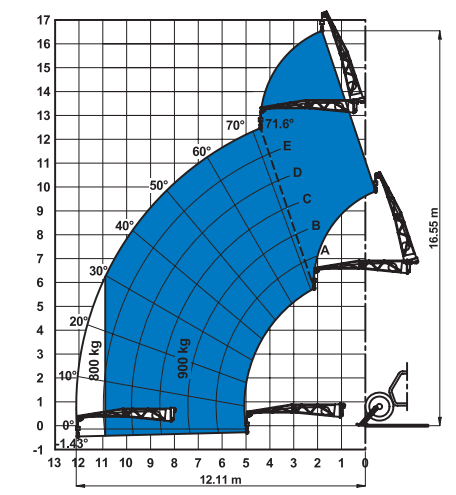
On outriggers with 5t fixed hook on plate



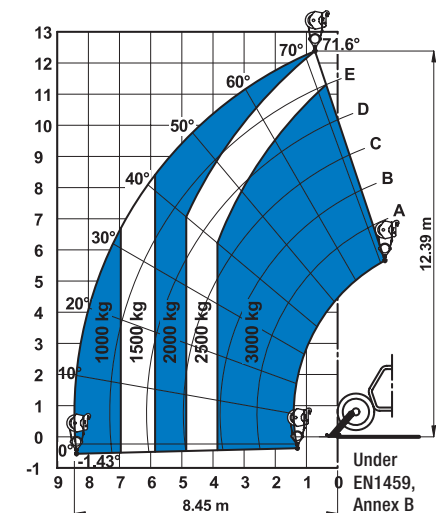
On outriggers with 2m jib (mechanical)



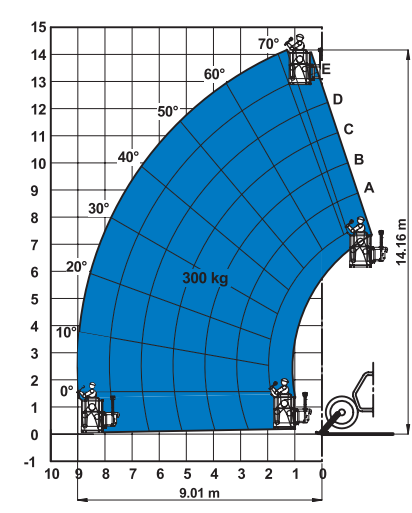
On outriggers with 4m jib (mechanical/hydraulic)



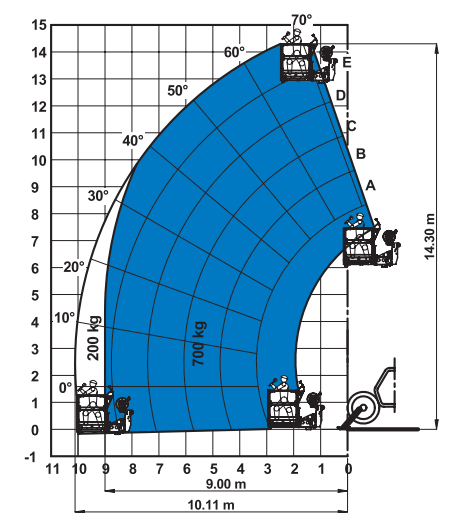
On outriggers with 3t hydraulic hoist



On outriggers with fixed work platform



On outriggers with rotating extendable work platform






Rough Terrain Telehandlers

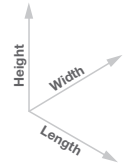
GTH™ -4013 SX & GTH™ -4013 EX

Attachment Options

Fork attachments

	Part Number	Description	Payload	Width	Length	Height	Weight
	55.0750.0033	Floating forks	4,000 kg	1,375 mm	1,625 mm	1,125 mm	365 kg
	55.0750.0002	FEM 3 plate and forks kit	4,000 kg	1,390 mm	1,505 mm	1,130 mm	380 kg
	59.0601.5003	Hydraulic FEM 3 forks side-shift +/- 100 mm	4,000 kg	1,370 mm	1,580 mm	1,130 mm	520 kg




Dimension References





Bucket and shovel attachments

	Part Number	Description	Width	Length	Height	Weight	Hyd. flow max.
	59.0201.9004	800 L loading shovel	2,435 mm	1,070 mm	940 mm	450 kg	
	59.0400.0000	500 L concrete bucket manual discharge	1,110 mm	1,110 mm	1,320 mm	230 kg	
	59.0400.1000	500 L concrete bucket hydraulic discharge	1,110 mm	1,110 mm	1,320 mm	244 kg	65/250 lt/min/bar
	59.0400.2000	800 L concrete bucket manual discharge	1,110 mm	1,110 mm	1,520 mm	250 kg	
	59.0400.3000	800 L concrete bucket hydraulic discharge	1,110 mm	1,110 mm	1,520 mm	264 kg	60/220 L/min/bars
	59.0401.2002	500 L concrete mixing bucket full hydraulic	1,000 mm	1,650 mm	900 mm	550/1,850 kg	
	59.0400.7000	Brick holder basket	800 mm	1,110 mm	1,150 mm	120 kg	

Handling and lifting attachments

	Part Number	Description	Payload	Width	Length	Height*	Weight
	59.0700.9002	5T fixed hook on plate	3,000 kg	1,335 mm	830 mm	1,071/1,115 mm	160 kg
	59.0802.3007	2m/1250 kg mechanical jib	2,000 kg	1,335 mm	2,290 mm	800/1,080 mm	255 kg
	59.0802.3008	4m/900 Kg mechanical jib	900 kg	1,190 mm	4,450 mm	980/1,130 mm	245 kg
	59.0802.3009	4m/900 kg hydraulic jib	900 kg	1,190 mm	4,450 mm	980/1,130 mm	250 kg
	59.0901.9002	3T hydraulic hoist	3,000 kg	1,335 mm	830 mm	1,840/1,120 mm	350 kg

Work platform attachments

	Part Number	Description	Payload	Width**	Length	Height	Weight
	59.1111.6001	Rotating and extendable +/-90° 3 persons max.	700 kg	2,520 mm up to 4,700 mm	2,110 mm	1,850 mm	920 kg
	59.1111.6006	Fixed non extendable 2 persons max.	300 kg	2,300 mm	1,490 mm	1,710 mm	400 kg

* Legs folded up/down
** Stowed/extended

Rough Terrain Telehandlers

GTH™-4013 SX & GTH™-4013 EX

Features

Standard Features	Standard Features	Options & Accessories
Measurements <ul style="list-style-type: none"> • 4,000 kg (8,818 lb) maximum lift capacity • 12.99 m (42 ft 7 in) maximum lift height • 9.08 m (29 ft 9 in) maximum forward reach Productivity <ul style="list-style-type: none"> • 4 x 4 • 4 - wheel steer • 3 steering modes: <ul style="list-style-type: none"> - front wheel steer - crab steer - coordinated steer • Hydraulic line on boom • Power assisted steering • Front outriggers • Hydrostatic transmission with variable displacement pump and motor • Mechanical 3x1 joystick on GTH™-4013 SX • Electro-proportional 4x1 joystick on GTH™-4013 EX • Limited slip differential on front axle • Chassis levelling on front axle +/- 7° • Attachment holder plate – mechanical coupling • Two-section door (glass upper/steel lower) • Angle and length indicators on boom correspond to load charts • Adjustable suspended seat with operator detection seat contact switch • Battery disconnection switch • Large diameter steering wheel 	<ul style="list-style-type: none"> • Front & rear windscreen wipers • Sunshield • Roof protection grid • Two side view mirrors & rear fish eye mirror • Front & rear lights • Side mounted engine for easy access to components • Oil immersed, multi-disc brakes on both axles • Self activated parking brake hydraulically released • Lockable fuel tank • Maintenance collar • Rear wheel alignment system • Hydraulic inching by service brake pedal action • Road/jobsite switch • Stability and load control system: <ul style="list-style-type: none"> - Load moment indicator with LEDs - Audible alarm - Automatic lock-out of boom extension and lowering - Automatic lock-out of stabilisers - Automatic lock-out of rear axle Power <ul style="list-style-type: none"> • Perkins turbo diesel 99 hp (74 kW), stage III Tyres <ul style="list-style-type: none"> • 405/70-20" PR14. 8 holes wheel disc (DIN 70361) 	Productivity <ul style="list-style-type: none"> • Air conditioning • Main electrical line on boom • Additional electrical line with cable reel on boom • Additional hydraulic line on boom • Attachments interface kit • Hydraulic quick coupling for attachments • GM-1 Articulation for Manitou attachments • Adjustable spotlight on boom • Adjustable spotlight on cab • Windshield protection grid • Wiper on cab roof • 6 t towing hook • Rear electrical socket • Biodegradable hydraulic oil • 10 t hydraulic jack + 24 mm box wrench • Concrete mixing bucket pre-arrangement on GTH™-4013 EX only • Work platform attachment pre-arrangement on GTH™-4013 EX only Tyres and Wheels <ul style="list-style-type: none"> • 405/70-24" PR14 • Foam filled tyre 405/70-20" PR14 • Spare wheel 405/70-20" PR14 • Spare wheel 405/70-24" PR14 • Foam filled spare wheel 405/70-20" PR14 Attachments <ul style="list-style-type: none"> • Floating forks L 1200 mm, section 120x50 mm • Floating forks L 1200 mm, section 100x50 mm (UK only) • FEM 3 plate and forks kit • FEM 3 forks with hydraulic side-shift (+/-100 mm) • 800 L loading shovel • 500/800 L concrete bucket (manual or hydraulic discharge) • 500 L concrete mixing bucket (full hydraulic) • Brick-holder basket • Fixed hook on plate • 2 m mechanical extension jib, 2,000 kg capacity • 4 m mechanical or hydraulic extension jib, 900 kg capacity • 3 t hydraulic hoist • Fixed work platform on GTH™-4013 EX • Rotating and extendable work platform on GTH™-4013 EX



United Kingdom

The Maltings, Wharf Road, Grantham NG31 6BH, T: +44 800 988 3739 (toll free), Fax +44 (0)1476 584334, Email AWP-InfoEurope@terex.com
Visit www.genielift.co.uk/locations to view our global locations list.

Worldwide Manufacturing And Distribution

Australia • Brazil • Caribbean • Central America • China • France • Germany • Italy • Japan • Korea • Mexico • Russia • Southeast Asia • Spain • Sweden • United Arab Emirates • United Kingdom • United States

Effective Date: February, 2013. Product specifications and prices are subject to change without notice or obligation. The photographs and/or drawings in this document are for illustrative purposes only. Refer to the appropriate Operator's Manual for instructions on the proper use of this equipment. Failure to follow the appropriate Operator's Manual when using our equipment or to otherwise act irresponsibly may result in serious injury or death. The only warranty applicable to our equipment is the standard written warranty applicable to the particular product and sale and we make no other warranty, express or implied. Products and services listed may be trademarks, service marks or trade names of Terex Corporation and/or their subsidiaries in the USA and many other countries. Genie is a registered trademark of Terex South Dakota, Inc. © 2013 Terex Corporation.

