



# SANY

Quality Changes the World



## SANY SINGLE DRUM ROLLER SSR SERIES

# CONTENT



## P1

### Overview

Detailed introduction of the main functions and features of the integrated machine

## P4

### Reliability

International branded key parts and complete testing system ensure high reliability

## P6

### Performance

The design concept of more than expected brings extra benefits to customers

## P9

### Equipment Specifications

Main technical specifications are listed on this page



OVERVIEW

New Industrial Design

New industrial design of SSR series roller won the award of Fulong Cup Enterprise Innovation Prize of Hunan province in China. Arc windscreen is used in front cab to form a streamline model with rear tapered hood. Red & yellow painting make it looks full of passion and powerful.



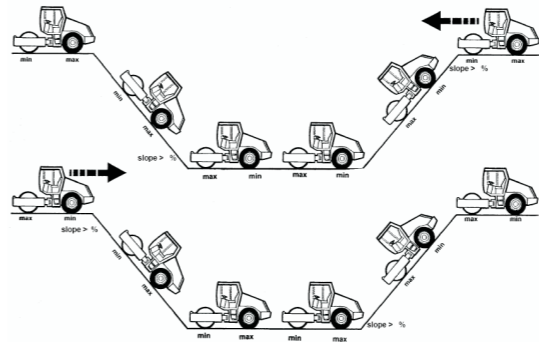
Visibility

Wide rear view meets the international safety standard of 1m x 1m.



Anti-slip Control System (Optional)

Anti-slip control system improves the machine's adaptability to different jobsites and gradeability.



Rear-positioned Triple Pump

The triple pump is positioned in the rear part of the roller for easy maintenance.



## Electrical System

SANY patented SYMC electrical system is equipped with LCD display screen. It features self-diagnose and easy to upgrade.



## Cab

The cab with FOPS & ROPS certified highly ensures operator's security. Devices such as air conditioner, cup seat, speakers are equipped to create a spacious & comfortable space for the operator.

Excellent visibility increases operator confidence and productivity in all grader applications.




## RELIABILITY

### Technical Features Of The Roller

- Traveling system with 4-gear stepless speed regulation and 4 traction modes.
- The unique pouch-type lubricating mechanism is adopted to lubricate and cool the vibration bearings to prolong bearings' lifespan.
- 4-grade vibration absorbing system and mechanical damping device provide a comfortable working environment for operator;
- 3 step brake system including traveling brake, parking brake and emergency brake guarantees safe & reliable operation.
- Key parts are purchased from international branded company to ensure machinery's reliability



4-grade vibration



Special rear axle for rollers, manufactured by DANA (USA)

## Testing

Before being launched, every new model single roller goes through strict tests in all aspects including vibration parameters, vibration absorbing effects, power match, ergonomics, stress analysis, and so on. There is also a reliability test on site which is more than 1000 hours.



## Lean Production

Key parts are machined by digital welding robots and digital machining center. Automatic assembly production line is adopted in the workshop to improve working efficiency.

## Key Parts

Key parts are purchased from international branded company to ensure machinery's reliability, such as Deutz engine, DANA rear axle, Rexroth or Sauer hydraulic components, Bonfiglioli or Rexroth reducer, FAG vibration bearing, and so on.



## SYMC Electrical System

SANY patented SYMC electrical system features high intelligent, easy to upgrade, strong anti-interference ability and high reliability.

## Digital Technology

Advanced design methods such as 3D design, FEA, dynamic simulation are widely used in R&D process. By this way, key parts and systems such as vibratory drum, driving cab shock-absorption, centralized articulated joint are accurately calculated and designed to shorten R&D circle and improve product quality and reliability.

## WORKING PERFORMANCE AND ADVANTAGES

### Customers First Choice

As a leader in construction machinery market, SANY full hydraulic single roller is well-commented for its advanced technology and reliable quality. It takes more and more market share. Now the SSR series single roller is the 4th generation products featuring improvement of overall working performance and human-machine engineering.

SSR series roller features stronger vibrating force and larger compaction capacity.



Working in Africa

## Energy-saving And Environment-friendly

SSR series product is equipped with Euro II engine which is more energy-saving and environment friendly. Overall power is increased by 10% to get a stronger traction.

## Good Adaptability To Construction Sites

Optional anti-slip control system improves the adaptability greatly and increases the gradeability by 20%-30%.

## Flexibility

Articulated steering mechanism features small steering radius and big steering & swing angle. With its help, SANY roller can be operated in narrow & uneven place easily.

## Visibility

Full view cab with big arc windscreen and streamlined rear cover offer a 1m x 1m front & rear view for the operator.

## 4-Level Shock Absorption Technology

Driver's seat, damp block, articulated joint and shock absorbing device in the vibratory drum make operator enjoy his job.



Working in middle east



Working in Southeast Asia

## Convenient Maintenance

Rear positioned triple pump features convenient maintenance. Hydraulic pipes are rearranged with a reasonable layout. Electrical components are all installed in the electrical control case. Bearings which are free from maintenance are widely adopted in central articulated joint and steering cylinders to save maintenance time for clients.



Working in Brazil



Working in Morocco



Working in Mongolia

## Comfortable And Safe Operation Environment

The cab is equipped with an air conditioner, a cup holder and a stereo. Operation system is designed according to ergonomics. Emergency stop button is positioned next to operation joystick.

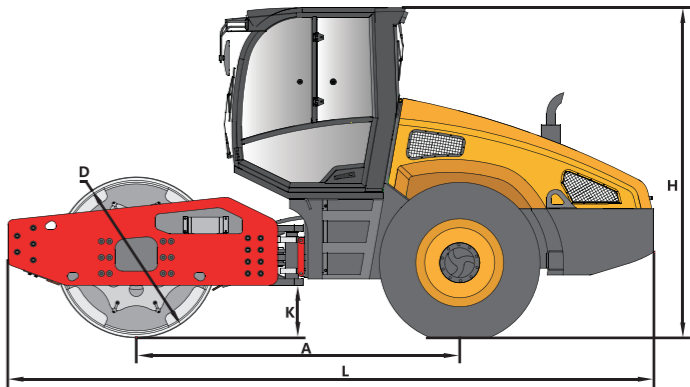
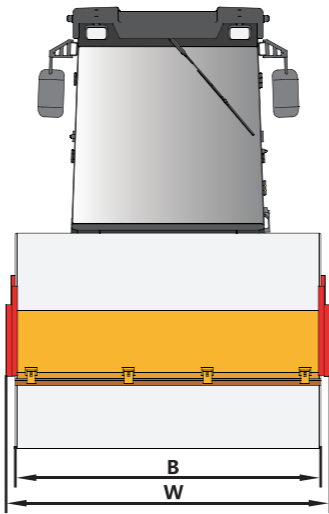
EQUIPMENT SPECIFICATION

SPECIFICATION

SSR Series Single Drum Roller Data

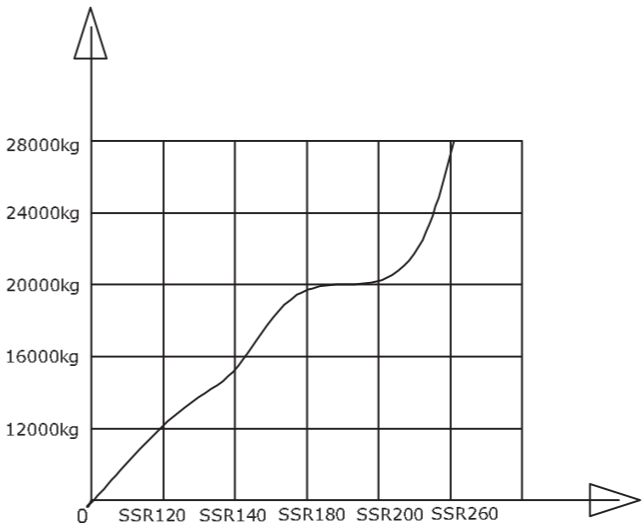
Model				SSR120	SSR140	SSR180	SSR200	SSR260					
weight load	Operating weight(kg)			12300	14000	18800	20800	26700					
	Distributed weight for drum(kg)			7000	8700	12050	13250	17100					
	Distributed weight for driving axle(kg)			5300	5300	6750	7550	9600					
	Static linear load for drum(N/cm)			329	408	555	610	788					
Compact performance	Frequency(Hz)			30/36	30/36	29/35	29/35	27/31					
	Nominal amplitued (mm)			1. 8/0. 9	1. 8/0. 9	1. 9/0. 95	1. 9/0. 95	2. 05/1. 03					
	Exciting force(kN)			275/198	275/198	380/275	380/275	416/275					
	Diameter of drum(mm)			1500	1500	1600	1600	1700					
	Width of drum(mm)			2130	2130	2170	2170	2170					
	Rim thickness of drum(mm)			32	32	40	40	42					
Maneuverability performance	Travel speed	High	(km/h)	0~10.5	0~13.5	0~10.5	0~13.5	0~9.0	0~12	0~9.0	0~12	0~8.0	0~11
		Low	(km/h)	0~7.5	0~8.5	0~7.5	0~8.5	0~5.5	0~7.5	0~5.5	0~7.5	0~6.0	0~7.5
	Theoretical gradeability vibration (%)			40	40	40	40	45	45	43	43	43	
	No vibration (%)			43	43	43	43	50	50	48	48	45	
	Min. Ground clearrance (mm)			490	490	490	490	490	490	490	495		
	Wheelbase(m)			3040	3040	3040	3040	3200	3200	3200	3261		
	Steering angle (° )			±35	±35	±35	±35	±35	±35	±35	±35		
	Swing angle (° )			±12	±12	±12	±12	±12	±12	±12	±12		
	Min.Steering outer diameter(mm)			11800	11800	11800	11800	12400	12500	12500	12800		
	Tyre specification			23.1-26-8PR	23.1-26-8PR	23.1-26-8PR	23.1-26-8PR	23.1-26-12	23.1-26-12	23.5-25-16			

DIMENSION



	SSR120	SSR140	SSR180	SSR200	SSR260
A (mm)	3040	3040	3200	3200	3261
W (mm)	2280	2280	2370	2450	2450
L (mm)	6020	6020	6423	6423	6717
D (mm)	1500	1500	1600	1600	1700
H (mm)	3015	3015	3140	3140	3190
B (mm)	2130	2130	2170	2170	2170
K (mm)	470	470	490	490	495

OPERATION RANGE



Model		SSR120	SSR140	
Engine	Manufacturer	Cummins	Cummins	
	Model	4BTAA3.9—C125	QSB4.5—C148	
	Emission	EPAll	EPAll	
	Rated power(kW)	93	110	
Capacity	Storage battery(V X Ah)	24 × 100	24 × 100	
	Fuel tank(L)	230	230	
	Hydraulic oil tank(L)	150	150	
Model		SSR180	SSR200	SSR260
Engine	Manufacturer	Deutz	Deutz	Deutz
	Model	BF6M1013EC	BF6M1013EC	BF6M1013EC
	Emission	EPAll	EPAll	EPAll
	Rated power(kW)	148	148	174
Capacity	Storage battery(V X Ah)	24 × 100	24 × 100	24 × 100
	Fuel tank(L)	300	300	300
	Hydraulic oil tank(L)	200	200	200

Materials and specifications are subject to change without further notice in accordance with our continuous technical innovations.Photos and illustrations may not include additional equipments.

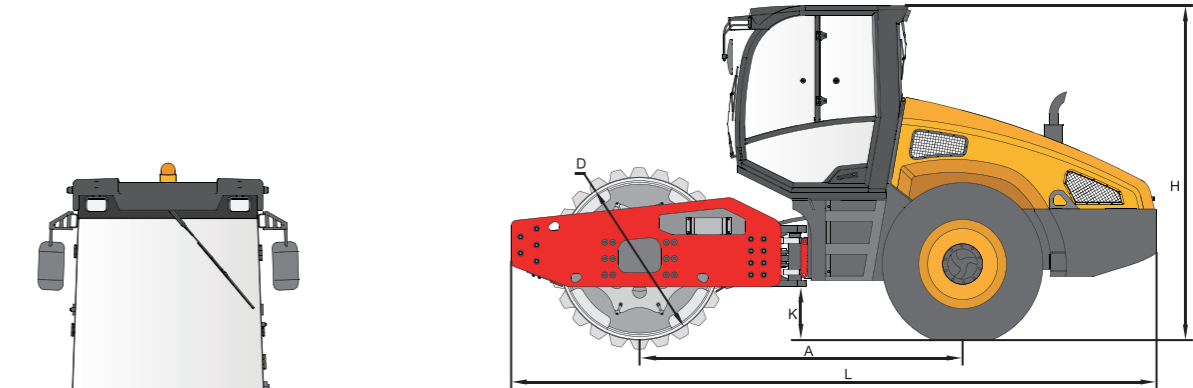
# EQUIPMENT SPECIFICATION

## SPECIFICATION

### SSR Series Padfoot Single Drum Rollers

Weight load	Product Model		SSRD180		SSRP180		SSRD120		SSRP120	
	Operating weight (kg)		18800/20300		20300		12300/13600		13600	
	Distributed weight for drum (kg)		12050/13550		12050		7000/8300		8300	
	Distributed weight for driving axle (kg)		6750		6750		5300		5300	
	Static linear load for drum (N/cm)		555/None		None		329/None		None	
Compact Performance	Frequency (Hz)		29/35		29/35		30/36		30/36	
	Nominal amplitude (mm)		1.9/0.95 / 1.52/0.77		1.66/0.88		1.8/0.9/1.4/0.7		1.4/0.7	
	Exciting force (kN)		380/275		380/275		275/198		275/198	
	Diameter of drum (mm)		1600/1800		1800		1500/1700		1500	
	Width of drum (mm)		2170		2170		2130		2130	
	Rim thickness of drum (mm)		40		40		32		32	
Maneuverability	Travel speed	High (km/h)	0~9	0~12	0~9	0~12	0~10.5	0~13.5	0~10.5	0~13.5
		Low (km/h)	0~5.5	0~7.5	0~5.5	0~7.5	0~7.5	0~8.5	0~7.5	0~8.5
	Theoretical gradeability	Vibration (%)	45		45		40		40	
		No vibration (%)	50		50		43		43	
	Min. Ground clearance (mm)		490		490		490		490	
	Wheelbase (mm)		3200		3200		3040		3040	
	Steering angle (° )		±35		±35		±35		±35	
	Swing angle (° )		±12		±12		±12		±12	
	Min. Steering outer diameter (mm)		12400		12400		11800		11800	
	Tyre specification		23.1-26-8PR		23.5-25-16PR		23.1-26-8PR		23.1-26-8PR	
Engine	Manufacturer		Deutz		Deutz		Cummins		Cummins	
	Model		BF6M1013EC		BF6M1013EC		4BTAA3. 9-C125		4BTAA3. 9-C125	
	Emission		EPAII		EPAII		EPA II		EPA II	
	Rated power (kW)		148		148		93		93	
Capacity	Storage battery (V×Ah)		24×100		24×100		24×100		24×100	
	Fuel tank (L)		300		300		230		230	
	Hydraulic oil tank (L)		200		200		150		150	

## DIMENSION



### Overall Dimensions

	SSRD180	SSRP180	SSRP120	SSRD120
A	3200	3200	3040	3040
W	2370	2370	2280	2280
L	6423	6423	6020	6020
D	1600/1800	1800	1500	1500/1700
H	3140/3240	3240	3015	3015
B	2170	2170	2130	2130
K	490	490	470	470

Note: "P" - Padfoot drum  
"D" - Smooth drum with padf

## INTRODUCTION



Padfoot of SSRP roller is welded while that of SSRD is removable. Removable padfoot of each SSRD can be divided into three parts. Each part is fixed with another one by bolts. Configuration of single drum roller and padfoot single drum roller is almost the same except the padfoot. The use of Padfoot single drum roller is compacting loose soil.

Materials and specifications are subject to change without further notice in accordance with our continuous technical innovations.Photos and illustrations may not include additional equipments.



**Quality Changes the World**

**SANY HEAVY INDUSTRY CO., LTD.**

Address: 319 Chuanda Road, Chuansha Economic Park,  
Pudong, Shanghai, China, 201200

Service Hotline: +0086-21-60303131

Email: [crd@sany.com.cn](mailto:crd@sany.com.cn)

For more information, please visit: [www.sanygroup.com](http://www.sanygroup.com)

---

For our consistent improvement in technology, specifications may change without notice.  
The machines illustrated may show optional equipment which can be supplied at additional cost.